

Fine Oven (High Temp., 500°C)

Max. working temp. 500°C

DH650

Forced convection circulation

Auto overheat prevention

Independent overheat protector

Self-diagnosis

Key lock

Power outage compensation

Overcurrent ELB

Operating temp. range Room temp. +10°C~500°C

Temp. distribution accuracy ±5.0°C (at 500°C)

Internal capacity 216L

Fine constant temp. oven with max. working temperature of 500°C.

■ Features

- Exhaust damper allows quick exhaust and cooling of inside chamber.
- Four-fold overheat preventive functions (automatic overheat prevention, heater room overheat prevention, overheat prevention in the bath, and temperature fuse) assure optimal safety.
- Additional functions such as RS485 communication, temperature output, external alarm and time-up output allow system upgrade based on specific application.



■ Specifications

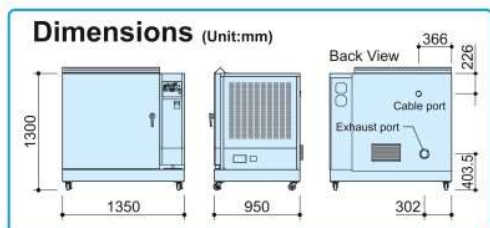
Product code	211140
Model	DH650
Circulation method	Forced convection circulation
Operating temperature range	Room temp. +10~500°C
Temp. control accuracy*1	±0.5°C (at 500°C) JTM K05
Temp. distribution accuracy*1	±3°C (at 300°C), ±5°C (at 500°C) JTM K05
Max. temp. reaching time*1	Approx. 60min (to 500°C)
Interior material	Stainless steel plate
Exterior material	Cold rolled steel plate with chemical proofing coating
Insulating material	Ceramic fiber, Heat insulation block, Rock wool
Heater	Alloy heating wire, 7.8KW
Blow fan / motor	Propeller fan / Condenser type motor
Exhaust port	I.D. 80mm with damper (at back) ×1pc.
Damper	Circulation, Exhaust control by manually
Additional functions	Key lok, Caribration offset, External alarm, Temp. output, Time-up output, RS485 communication
Heater circuit control	SSR driving
Sensor	K thermocouple (Temp. controller and overheat protector)
Safety device	Self-diagnosis circuit (Abnormal temp. sensing, Heater disconnection, Auto overheat prevention, SSR short circuit), Independent overheat protector, Overcurrent ELB, Key lock, Temp. fuse etc.
Internal dimensions	W600×D600×H600mm
External dimensions*2	W1,350×D950×H1,300mm
Internal capacity	216L
Shelf plate with standard load	30kg / piece
Shelf rest step number/Shelf rest pitch	9 steps / 60mm
Power source 50/60Hz	3 phase AC380V 12.5A
Weight	Approx. 250kg
Shelf plate/Shelf bracket	Stainless steel wire shelf, 3pcs. / 6pcs.

*1 Conditions: temperature and humidity: 23°C±5°C, 65%RH±20% (no load) *2 Do not include protrusions. The length of the power cord is about 2 meters outside the unit.


■ Optional Items

No.	Product name	Product code
①	Stainless wire shelf (with bracket 2pcs.)	211090
②	*RS485-232C conversion adapter	281126
③	*Additional cable port, 25mm dia.	281508
④	*Additional cable port, 50mm dia.	281509

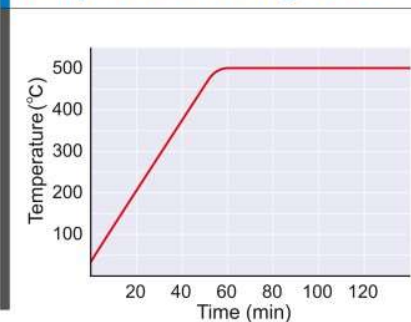
* Please specify when ordering main unit.



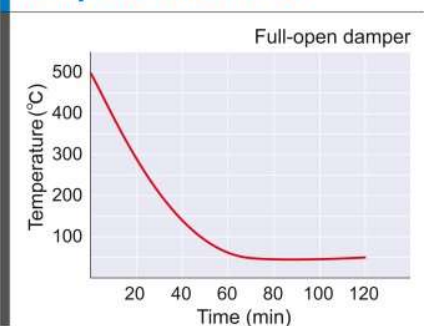
Shelf / Bracket



Temperature Rising Curve



Temp. decline curve



Method

[Front view]

